


Levels



v1.0

+Halle®

Levels

For public spaces not originally built with much flexibility when it comes to dwelling, Form Us With Love has designed a purpose-led, overlapped solution. The Levels collection is a smart bench system, built for a break in the day, between meetings, for a quick lunch, or a short read. Those dwellers might sit in different directions, far apart, and at different eye, levels to create personal space or sit together in groups, either of which allows for an informal and generously sized dwelling foundation.

Design: Form Us With Love

Form Us With Love was founded in 2005 and since its conception, the studio has burned with a passion for design and its democratic potential. Its belief is that we all have a right to meaningful design.

At the studio's core lies a process that blends traditional creative practices with a lean, strategic application. The central intention is to evolve with the needs of each project, its place in the market and the ever-changing needs of real people.



Specifications

Modules	Length	Height	Width	Weight (Net/Gross)	Package dimensions (L / H / W)
Solo L180 H43	180 cm	43 cm	60 cm	26 Kg / 31 kg	186 / 49 / 66 cm
Solo L240 H43	240 cm			34 Kg / 39 kg	246 / 49 / 66 cm
Solo L300 H43	300 cm			43 Kg / 48 kg	306 / 49 / 66 cm
Solo L180 H58	180 cm	58 cm	60 cm	27 Kg / 32 kg	186 / 64 / 66 cm
Solo L240 H58	240 cm			35 Kg / 40 kg	246 / 64 / 66 cm
Solo L300 H58	300 cm			43 Kg / 48 kg	306 / 64 / 66 cm
Connect L180 H58	180 cm	58 cm	60 cm	26 Kg / 31 kg	186 / 64 / 66 cm
Connect L240 H58	240 cm			34 Kg / 39 kg	246 / 64 / 66 cm
Connect L300 H58	300 cm			42 Kg / 47 kg	306 / 64 / 66 cm
Connect L180 H73	180 cm	73 cm	60 cm	28 Kg / 33 kg	186 / 79 / 66 cm
Connect L240 H73	240 cm			36 Kg / 41 kg	246 / 79 / 66 cm
Connect L300 H73	300 cm			44 Kg / 49 kg	306 / 79 / 66 cm
Bridge L180	180 cm	+15 cm	60 cm	20 Kg / 25 kg	186 / 30 / 66 cm
Bridge L240	240 cm			28 Kg / 33 kg	246 / 30 / 66 cm
Bridge L300	300 cm			37 Kg / 42 kg	306 / 30 / 66 cm

Design Form Us With Love

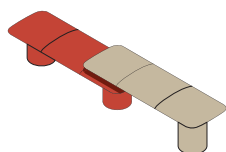
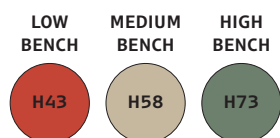
Material Seats: Solid beech, plywood and iron profiles. CNC cut foam.
Legs: Plywood and cut foam. Strengthened sides with massonit.
Feet: PP gliders or floor mounting brackets in steel

Upholstery All standard fabrics can be recommended

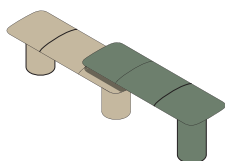
Tests and Certificates L2 Extreme Use
EN16139:2013 (Furniture - strength, durability and safety - Requirements for non-domestic seating)
EN1022:2005 (Domestic furniture - seating - Determination of stability)

Fixed configuration examples

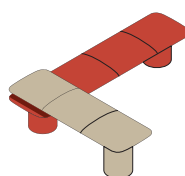
Please refer to layout name. For other configurations, please include a sketch or description with request.



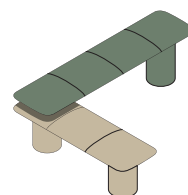
I LAYOUT
L + M



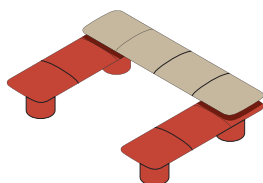
I LAYOUT
M + H



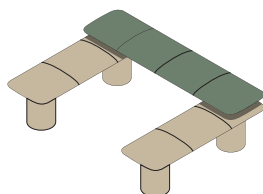
L LAYOUT
L + M



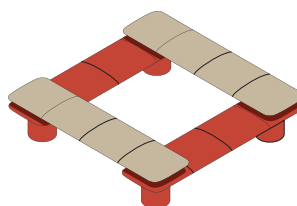
L LAYOUT
M + H



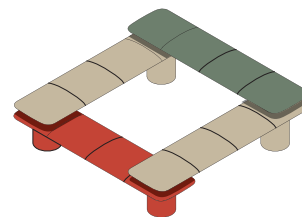
C LAYOUT
L + M



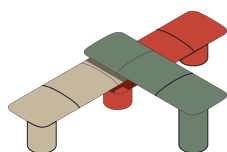
C LAYOUT
M + H



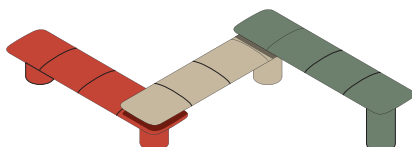
SQUARE LAYOUT
L + M



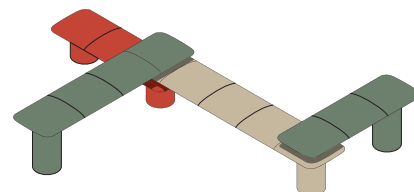
SQUARE LAYOUT
L + M + H



T LAYOUT
L + M + H



N LAYOUT
L + M + H

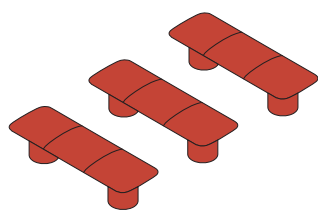
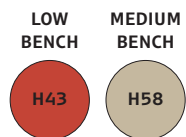
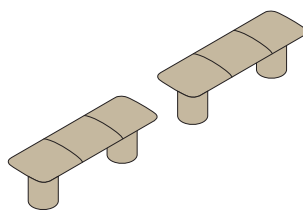


MIXED
L + M + H

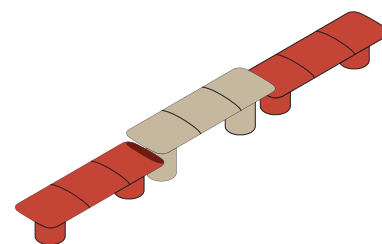
Notes

Free standing configuration examples

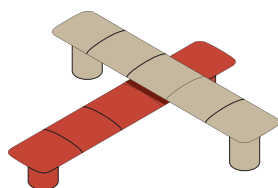
Please refer to layout name. For other configurations, please include a sketch or description with request.

ROW
L

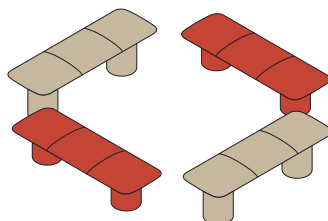
CONTINUE
M



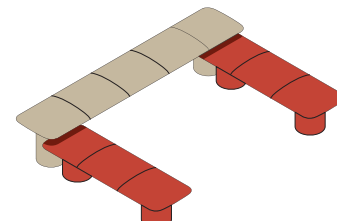
CONTINUE UP&DOWN
L + M



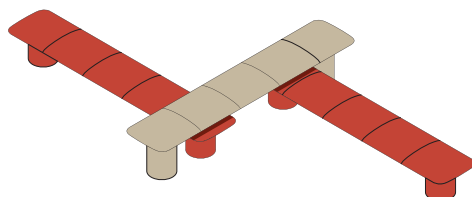
CROSS
L + M



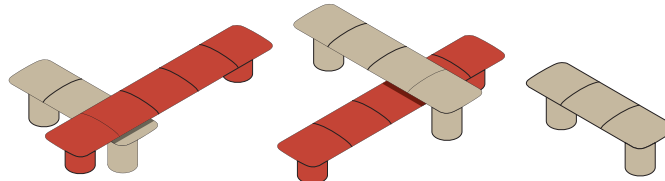
SQUARE
L + M



C OVERLAP
L + M



N OVERLAP
L + M



MIXED
L + M

Notes

Notes

Clarity of purpose

We believe that furniture should have clarity of purpose. This belief informs all of our work as we continue to explore and foster behavioural-led public spaces.